

# YSC12R SERIES

## 24W



### Features

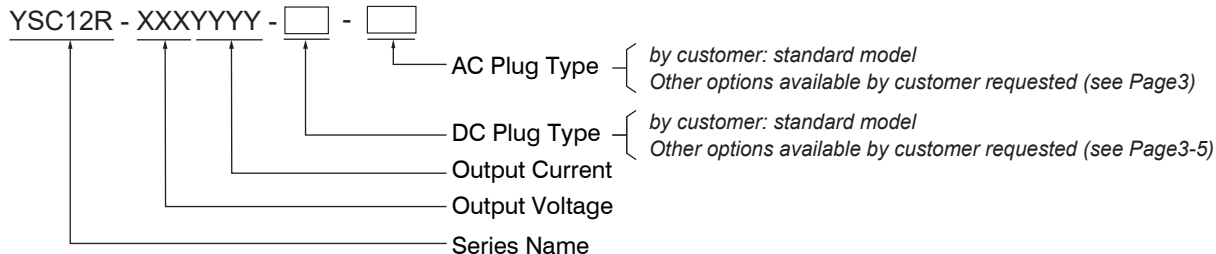
- IP67
- Energy efficiency level VI
- Class II Power Supply
- 3 Years Warranty
- Universal AC input/Full range
- No load power consumption < 0.21W
- Protections: Short Circuit /Over Load / Over Voltage
- -20~ +70°C wide range working temperature

### Applications

- Office Facilities
- Industrial Equipments
- Consumer Electronic Devices
- Telecommunication Devices

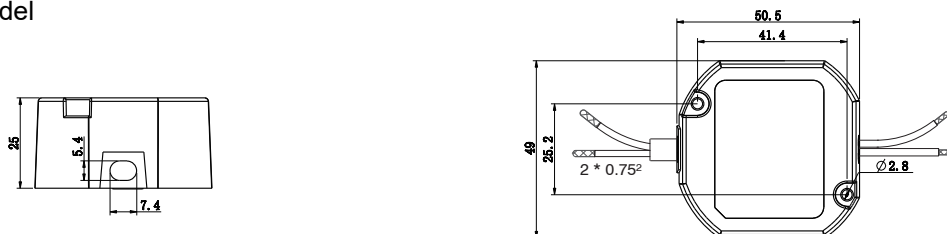


### Model Description

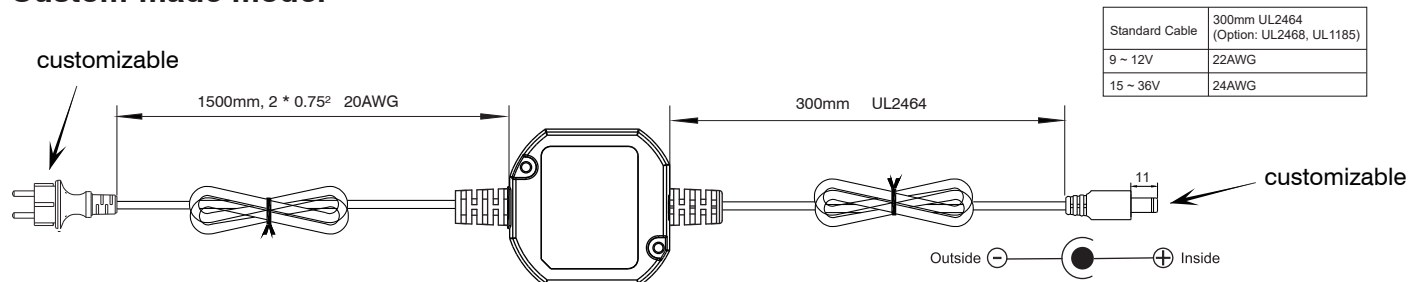


### Dimensions and installation

Standard Model



### Custom-made model



File last modification time: 2025-2-25

## Specification

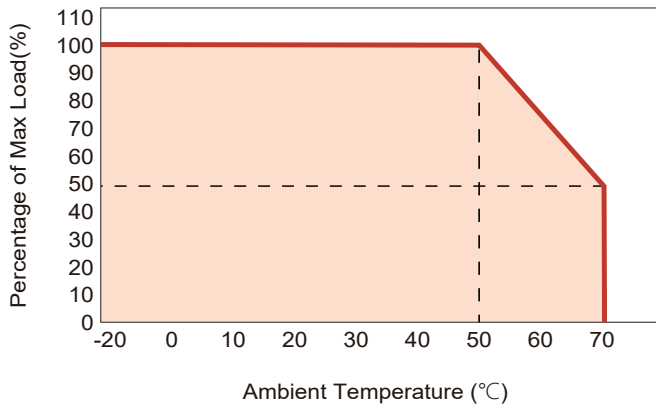
Model	Order P/N	YSC12R-0502000 - □ - □	YSC12R-0902000 - □ - □	YSC12R-1202000 - □ - □	YSC12R-1501600 - □ - □	YSC12R-2401000 - □ - □
	Safety Model No.	YSC12R-0502000	YSC12R-0902000	YSC12R-1202000	YSC12R-1501600	YSC12R-2401000
Output	DC Voltage	5V	9V	12V	15V	24V
	Rated Current	2A	2A	2A	1.6A	1A
	Rated Power	10W	18W	24W	24W	24W
	Ripple & Noise(max.)	300mVp-p	100mVp-p	150mVp-p	150mVp-p	200mVp-p
	Voltage Tolerance	±5%	±5%	±5%	±5%	±5%
	Line Regulation	±3%	±3%	±3%	±3%	±3%
	Load Regulation	±5%	±5%	±5%	±5%	±5%
	Setup,Rise,Hold up Time	1.0s,40ms,80ms/230VAC(at full load)			1.0s,40ms,12ms/115VAC(at full load)	
Input	Rated Voltage Range	100-240VAC				
	Voltage Range	85-265VAC				
	Frequency Range	50/60Hz				
	AC Current	0.4A/115VAC	0.2A/230VAC			
	Inrush Current	Cold Start 60A/200us at 230VAC 50Hz			Cold Start 40A/200us at 115VAC 50Hz	
	Leakage Current	<0.25mA/230VAC				
	Efficiency	79%	85%	86.2%	86.5%	87%
	No Load Power Consumption	<0.1W				
Protection	Over Load	105~150% Hiccup mode, recovers automatically after fault condition is removed.				
	Short Circuit	Shut down o/p voltage, re-power on to recover.				
	Over Voltage	120~180% Shut down o/p voltage, re-power on to recover.				
Ambient	Working TEMP.	-20 ~ +70 °C (Please refer to "Derating Curve" section)				
	Working Humidity	20 ~ 95%RH Non-condensing				
	Storage TEMP. Humidity	-40 ~ +85 °C, 10 ~ 95%RH Non-condensing				
	TEMP. Coefficient	±0.03%/(0 ~ 40 °C)				
	Vibration	10 ~ 500Hz, 5G 12min./1cycle, period for 72min. each along X, Y, Z axes				
Safety	Safety Standards	EN 62368-1				
	Withstand Voltage	I/P-O/P: 3KVAC/1min				
	Isolation Resistance	I/P-O/P:100M Ohms / 500VDC / 25 °C / 70% RH				
EMC	EMC Emission	Parameter	Standard	Test Level		
		Conducted	EN55032(CISPR32)	CLASS B		
		Radiated	EN55032(CISPR32)	CLASS B		
		Harmonic Current	EN61000-3-2	CLASS B		
		Voltage flicker	EN61000-3-3	CLASS B		
	EMC Immunity	Parameter	Standard	Test Level		
		ESD	EN61000-4-2	Level 3, 8KV air, criteria A		
		Radiated Susceptibility	EN61000-4-3	Level 3, criteria A		
		EFT/Burest	EN61000-4-4	Level 3, criteria A		
		Surge	EN61000-4-5	Level 4, 2KV/L-N, criteria A		
		Conducted	EN61000-4-6	Level 3, criteria A		
Magnetic Field		EN61000-4-8	Level 4, criteria A			
Voltage Dips and interruptions	EN61000-4-11	> 95% dip 0.5 periods, 30% dip 25 periods, >95% interruptions 250 periods				
Others	Packing	80g/pcs; 40.5 x 26 x 30 cm; 100pcs/carton				
	Dimension (LxWxH)	50.5 x 49 x 25 mm				
	Plug and Cable	See page 3~5; Other type available by customer requested				
	MTBF	584.6Khrs min. MIL-HDBK-217F(25 °C)				
Note	<ol style="list-style-type: none"> <li>Tolerance: includes set up tolerance, line regulation and load regulation.</li> <li>Ripple &amp; noise are measured at 20MHz of bandwidth by using a 12" twisted pair-wire terminated with a 0.1uf &amp; 47uf parallel capacitor.</li> <li>Line regulation is measured from low line to high line at rated load.</li> <li>Load regulation is measured from 0% to 100% rated load.</li> <li>All parameters NOT specially mentioned are measured at nominal voltage input, rated load and 25 °C of ambient temperature.</li> <li>De-rating may be needed under low input voltages. Please refer to "Static Characteristic" sections for details.</li> <li>The power supply is considered as a component that will be operated in combination with final equipment. Since EMC performance will be affected by the complete installation, the final equipment manufacturers must re-qualify EMC Directive on the complete installation again.</li> </ol>					

# YSC12R SERIES

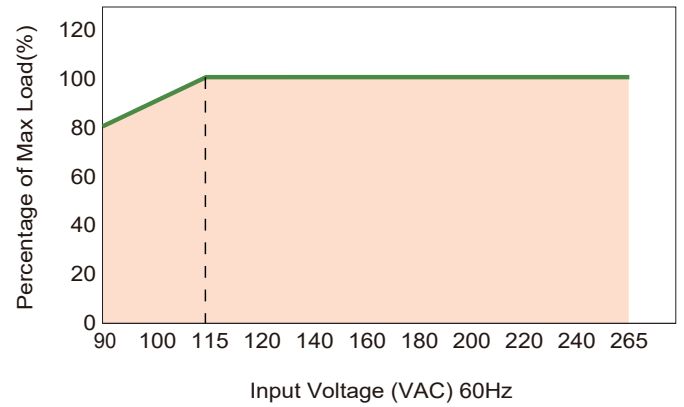
## 24W

### Feature Curves

#### 1. Derating Curve

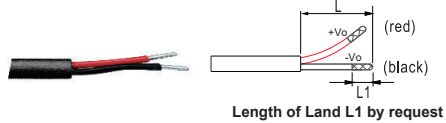


#### 2. Static Characteristics

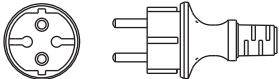
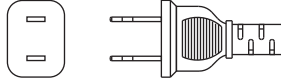
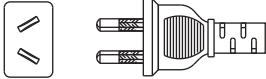
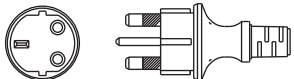


### Input Plug Type

Standard Model : by customer

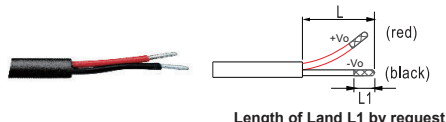
by customer	Pin Assignment
 <p>Length of Land L1 by request</p>	<p>YJ's standard length, L: 30 mm, L1: 5 mm NOTE: The wire color is for reference only, please refer to the actual product</p>

Custom-made Model : EU/US/AU/UK

EU	US	AU	UK
			

### DC Output Plug (Option)

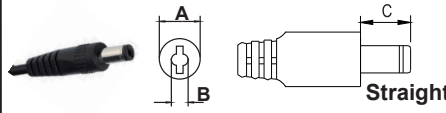
Standard Model : by customer

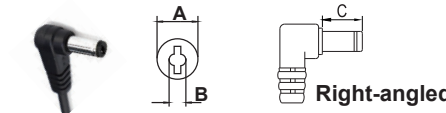
by customer	Pin Assignment
 <p>Length of Land L1 by request</p>	<p>YJ's standard length, L: 30 mm, L1: 5 mm NOTE: The wire color is for reference only, please refer to the actual product</p>

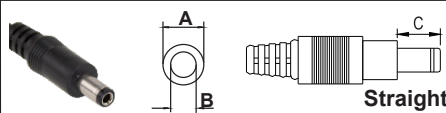
# YSC12R SERIES

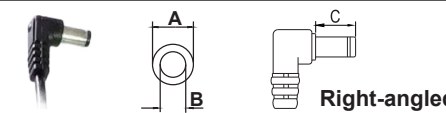
## 24W

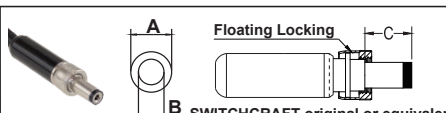
### DC Output Plug (Option)

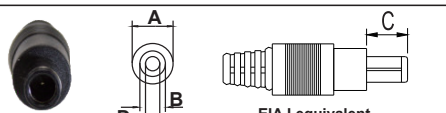
Tuning Fork Style			
	A	B	C
Type No.	OD	ID	L
	D1I	5.5	2.1
D1J	5.5	2.1	11.0
D1L	5.5	2.5	9.5
D1M	5.5	2.5	11.0

Tuning Fork Style			
	A	B	C
Type No.	OD	ID	L
	D1IR	5.5	2.1
D1JR	5.5	2.1	11.0
D1LR	5.5	2.5	9.5
D1MR	5.5	2.5	11.0

Barrel Style			
	A	B	C
Type No.	OD	ID	L
	D2I	5.5	2.1
D2J	5.5	2.1	11.0
D2L	5.5	2.5	9.5
D2M	5.5	2.5	11.0

Barrel Style			
	A	B	C
Type No.	OD	ID	L
	D2IR	5.5	2.1
D2JR	5.5	2.1	11.0
D2LR	5.5	2.5	9.5
D2MR	5.5	2.5	11.0


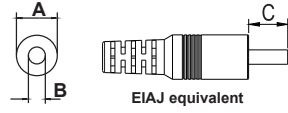
Lock Style			
	A	B	C
Type No.	OD	ID	L
	D2S(S761K)	5.53	2.03
D2K(761K)	5.53	2.54	12.06
D2C(S760K)	5.53	2.03	9.52
D2D(760K)	5.53	2.54	9.52


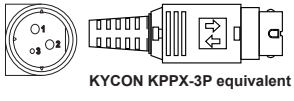
Center Pin Style				
	A	B	C	D
Type No.	OD	ID	L	Center Pin
	D4A	5.5	3.4	11.0
D4B	6.5	4.4	11.0	1.4
D4C	7.4	5.1	11.0	0.6



# YSC12R SERIES


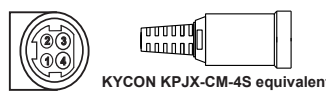
## 24W


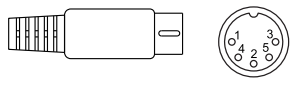
### DC Output Plug (Option)


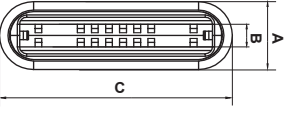
Tuning Fork Style			EIAJ equivalent
Type No.	A	B	C
	OD	ID	L
D3A	2.35	0.7	11.0
D3B	4.0	1.7	11.0
D3C	4.75	1.7	11.0

MIN.Din 3Pin with Lock(male)		
Type No.	Pin Assignment	
	PIN No.	Output
M6B	1	+Vo
	2	-Vo
	3	+Vo

MIN.Din 4Pin with Lock(male)		
Type No.	Pin Assignment	
	PIN No.	Output
M7B	1	+Vo
	2	-Vo
	3	-Vo
	4	+Vo

MIN.Din 4Pin with Lock(female)		
Type No.	Pin Assignment	
	PIN No.	Output
M7BF	1	+Vo
	2	-Vo
	3	-Vo
	4	+Vo

Barrel Style		
Type No.	Pin Assignment	
	PIN No.	Output
M1B	1	-Vo
	2	-Vo
	3	+Vo
	4	-Vo
	5	+Vo

Type-C			
Type No.	A	B	C
	OD	ID	L
C1	2.4	1.3	8.25