

YS125-Class II SERIES

160W



Features

- Energy efficiency level VI
- Class II Power Supply
- 3 Years Warranty
- Universal AC input/Full range
- No load power consumption < 0.21W
- Protections: Short Circuit /Over Load / Over Voltage
- -30~+70°C wide range working temperature

Applications

- Oral irrigator
- Hemodialysis machine
- Medical computer monitors
- Sleep apnea devices
- Medical imaging scanners
- Physiological monitors

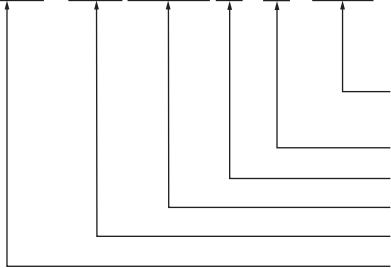


RoHS



Model Description

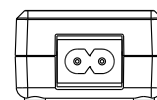
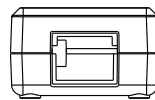
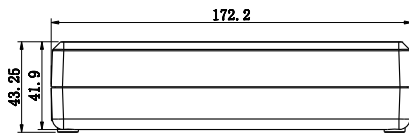
YS125 - XXXYYYYY M - [] - M7B



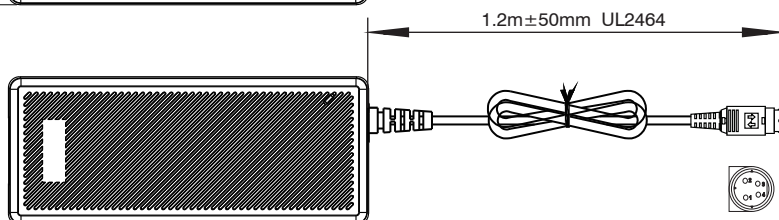
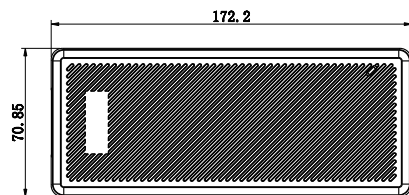
- DC Plug Type { M7B: standard model, KYCON KPPX-4P equivalent
Other options available by customer requested (see Page3-5)
- AC Plug Type: C8
- Medical Type
- Output Current
- Output Voltage
- Series Name

Dimensions and installation

(Unit: mm , tolerance: ±1mm)



C8



Standard Cable	1.2m UL2464 (Option: UL2468, UL1185)
12 ~ 15V	16AWG
19 ~ 24V	18AWG
48V	20AWG

File last modification time: 2025-3-24

Specification

Model	Order P/N	YS125-12011500M -C8-M7B	YS125-15010660M -C8-M7B	YS125-19008420M -C8-M7B	YS125-24006660M -C8-M7B	YS125-48003330M -C8-M7B	
	Safety Model No.	YS125-12011500M	YS125-15010660M	YS125-19008420M	YS125-24006660M	YS125-48003330M	
Output	DC Voltage	12V	15V	19V	24V	48V	
	Rated Current	11.5A	10.66A	8.42A	6.66A	3.33A	
	Rated Power	138W	160W	160W	160W	160W	
	Ripple & Noise(max.)	100mVp-p	150mVp-p	200mVp-p	300mVp-p	400mVp-p	
	Voltage Tolerance	±5%	±5%	±5%	±5%	±5%	
	Line Regulation	±3%	±3%	±3%	±3%	±3%	
	Load Regulation	±5%	±5%	±5%	±5%	±5%	
	Setup,Rise,Hold up Time	1.0s,15ms,35ms/230VAC(at full load)			1.0s,15ms,25ms/115VAC(at full load)		
Input	Rated Voltage Range	100-240VAC					
	Voltage Range	90-264VAC					
	Frequency Range	50/60Hz					
	AC Current	2.0A/115VAC	1.1A/230VAC				
	Inrush Current	Cold Start 60A/200us at 230VAC 50Hz			Cold Start 40A/200us at 115VAC 50Hz		
	Leakage Current	<0.1mA/230VAC					
	Efficiency	89%	89.5%	89%	90.5%	91.5%	
	No Load Power Consumption	<0.21W					
Protection	Over Load	105~150% Hiccup mode, recovers automatically after fault condition is removed.					
	Short Circuit	Shut down o/p voltage, re-power on to recover.					
	Over Voltage	120~180% Shut down o/p voltage, re-power on to recover.					
Ambient	Working TEMP.	-30 ~ +70 C (Please refer to "Derating Curve" section)					
	Working Humidity	20 ~ 95%RH Non-condensing					
	Storage TEMP. Humidity	-40 ~ +85 C, 10 ~ 95%RH Non-condensing					
	TEMP. Coefficient	±0.03%/ (0 ~ 40 C)					
	Vibration	10 ~ 500Hz, 5G 12min./1cycle, period for 72min. each along X, Y, Z axes					
Safety	Safety Standards	ANSI/AAMI ES60601-1, IEC60601-1, EN60601-1					
	Withstand Voltage	I/P-O/P: 4KVAC/1min					
	Isolation Resistance	I/P-O/P:100M Ohms / 500VDC / 25 C / 70% RH					
EMC	EMC Emission	Parameter	Standard		Test Level		
		Conducted	EN55032(CISPR32)		CLASS B		
		Radiated	EN55032(CISPR32)		CLASS B		
		Harmonic Current	EN61000-3-2		CLASS B		
		Voltage flicker	EN61000-3-3		CLASS B		
	EMC Immunity	Parameter	Standard		Test Level		
		ESD	EN61000-4-2		Level 3, 8KV air, criteria A		
		Radiated Susceptibility	EN61000-4-3		Level 3, criteria A		
		EFT/Burest	EN61000-4-4		Level 3, criteria A		
		Surge	EN61000-4-5		Level 4, 2KV/L-N, criteria A		
		Conducted	EN61000-4-6		Level 3, criteria A		
		Magnetic Field	EN61000-4-8		Level 4, criteria A		
		Voltage Dips and interruptions	EN61000-4-11		> 95% dip 0.5 periods, 30% dip 25 periods, >95% interruptions 250 periods		
Others	Packing	550g/pcs; 42.5 x 22 x 20 cm; 20pcs/carton					
	Dimension (LxWxH)	172.2 x 70.85 x 43.25 mm					
	Plug and Cable	See page 3~5; Other type available by customer requested					
	MTBF	295.8Khrs min. MIL-HDBK-217F(25 C)					
Note	<ol style="list-style-type: none"> 1. Tolerance: includes set up tolerance, line regulation and load regulation. 2. Ripple & noise are measured at 20MHz of bandwidth by using a 12" twisted pair-wire terminated with a 0.1uf & 47uf parallel capacitor. 3.Line regulation is measured from low line to high line at rated load. 4.Load regulation is measured from 0% to 100% rated load. 5. All parameters NOT specially mentioned are measured at nominal voltage input, rated load and 25 C of ambient temperature. 6. De-rating may be needed under low input voltages. Please refer to "Static Characteristic" sections for details. 7. The power supply is considered as a component that will be operated in combination with final equipment.Since EMC performance will be affected by the complete installation, the final equipment manufacturers must re-qualify EMC Directive on the complete installation again. 						

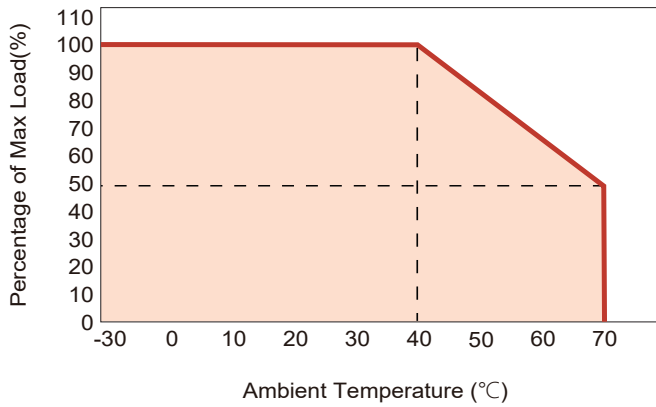
File last modification time: 2025-3-24

YS125-Class II SERIES

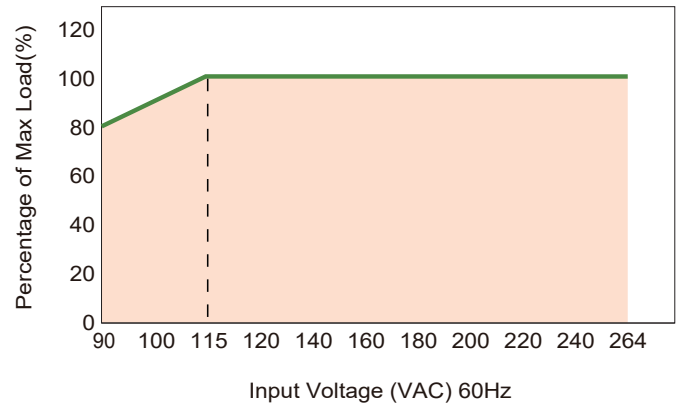
160W

Feature Curves

1. Derating Curve



2. Static Characteristics



DC Output Plug (Option)

Standard Model : M7B

M7B		Pin Assignment	
	Pin No.	Output	
	1	+Vo	
	2	-Vo	
	3	-Vo	
	4	+Vo	

Optional DC plug:

(Unit: mm , tolerance: $\pm 0.5\text{mm}$)

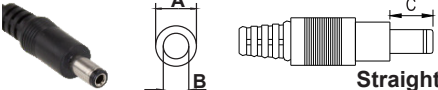
Tuning Fork Style	Straight		
	A	B	C
Type No.	OD	ID	L
D1I	5.5	2.1	9.5
D1J	5.5	2.1	11.0
D1L	5.5	2.5	9.5
D1M	5.5	2.5	11.0

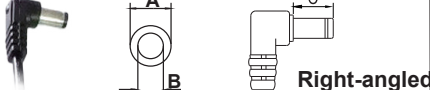
Tuning Fork Style	Right-angled		
	A	B	C
Type No.	OD	ID	L
D1IR	5.5	2.1	9.5
D1JR	5.5	2.1	11.0
D1LR	5.5	2.5	9.5
D1MR	5.5	2.5	11.0

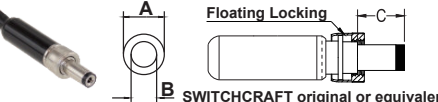
YS125-Class II SERIES


160W

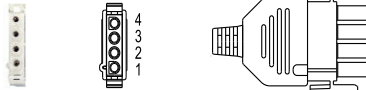
DC Output Plug (Option)

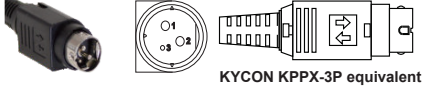
Barrel Style			
	A	B	C
Type No.	OD	ID	L
D2I	5.5	2.1	9.5
D2J	5.5	2.1	11.0
D2L	5.5	2.5	9.5
D2M	5.5	2.5	11.0

Barrel Style			
	A	B	C
Type No.	OD	ID	L
D2IR	5.5	2.1	9.5
D2JR	5.5	2.1	11.0
D2LR	5.5	2.5	9.5
D2MR	5.5	2.5	11.0

Lock Style			
	A	B	C
Type No.	OD	ID	L
D2S(S761K)	5.53	2.03	12.06
D2K(761K)	5.53	2.54	12.06
D2C(S760K)	5.53	2.03	9.52
D2D(760K)	5.53	2.54	9.52

Center Pin Style				
	A	B	C	D
Type No.	OD	ID	L	Center Pin
D4A	5.5	3.4	11.0	1.0
D4B	6.5	4.4	11.0	1.4
D4C	7.4	5.1	11.0	0.6

AMP 1-480702-0 (6.35mm) equivalent		
	Pin Assignment	
Type No.	PIN No.	Output
M4P	1	+Vo
	2	+Vo
	3	-Vo
	4	-Vo

MIN.Din 3Pin with Lock(male)		
	Pin Assignment	
Type No.	PIN No.	Output
M6B	1	+Vo
	2	-Vo
	3	+Vo

YS125-Class II SERIES

160W

DC Output Plug (Option)

MOLEX 39-01-2060 (4.2mm) equivalent		
Type No.	Pin Assignment	
	PIN No.	Output
M6P	1	+Vo
	2	+Vo
	3	+Vo
	4	-Vo
	5	-Vo
	6	-Vo

MIN.Din 4Pin with Lock(female)	 KYCON KPJX-CM-4S equivalent	
Type No.	Pin Assignment	
	PIN No.	Output
M7BF	1	+Vo
	2	-Vo
	3	-Vo
	4	+Vo

Barrel Style		
Type No.	Pin Assignment	
	PIN No.	Output
M1B	1	-Vo
	2	-Vo
	3	+Vo
	4	-Vo
	5	+Vo

Stripped and tinned leads	 Length of Land L1 by request YJ's standard length, L: 30 mm, L1: 5 mm NOTE: The wire color is for reference only, please refer to the actual product	
Type No.	Pin Assignment	
	PIN No.	Output
by customer	1	+Vo
	2	-Vo

Neutrik XLR NC4FX equivalent		
Type No.	Pin Assignment	
	PIN No.	Output
MIC4	1	+Vo
	2	+Vo
	3	-Vo
	4	-Vo