

# YS125-Class II SERIES

## 150W



### Features

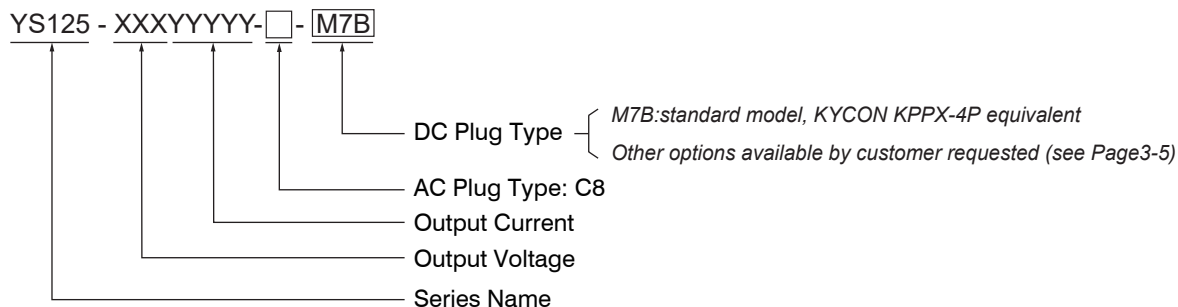
- Energy efficiency level VI
- Class II Power Supply
- 3 Years Warranty
- Universal AC input/Full range
- No load power consumption < 0.21W
- Protections: Short Circuit /Over Load / Over Voltage
- -30~+70°C wide range working temperature

### Applications

- Office Facilities
- Industrial Equipments
- Consumer Electronic Devices
- Telecommunication Devices

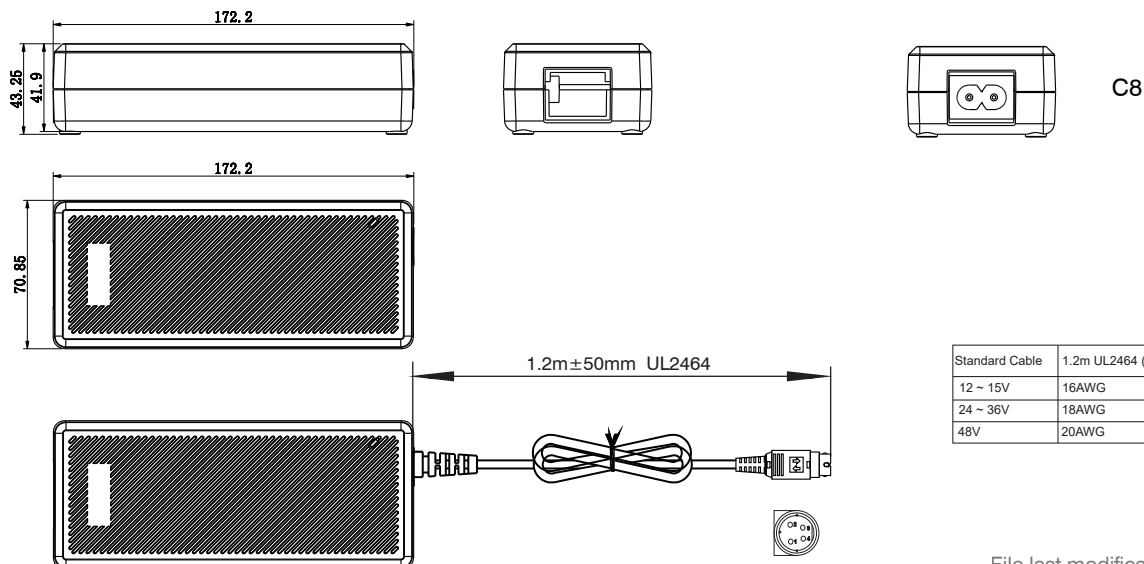


### Model Description



### Dimensions and installation

(Unit: mm , tolerance: ±1mm)



File last modification time: 2025-3-24

## Specification

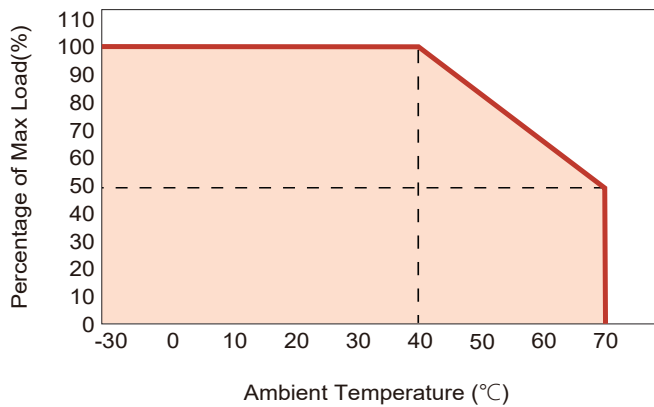
Model	Order P/N	YS125-12012500 -C6-M7B	YS125-15010000 -C6-M7B	YS125-24006250 -C6-M7B	YS125-36004160 -C6-M7B
	Safety Model No.	YS125-12012500	YS125-15010000	YS125-24006250	YS125-36004160
Output	DC Voltage	12V	15V	24V	36V
	Rated Current	12.5A	10A	6.25A	4.16A
	Rated Power	150W	150W	150W	150W
	Ripple & Noise(max.)	100mVp-p	150mVp-p	200mVp-p	300mVp-p
	Voltage Tolerance	±5%	±5%	±5%	±5%
	Line Regulation	±3%	±3%	±3%	±3%
	Load Regulation	±5%	±5%	±5%	±5%
	Setup,Rise,Hold up Time	1.0s,15ms,30ms/230VAC(at full load)		1.0s,15ms,25ms/115VAC(at full load)	
Input	Rated Voltage Range	100-240VAC			
	Voltage Range	90-264VAC			
	Frequency Range	50/60Hz			
	AC Current	2.0A/115VAC	1.1A/230VAC		
	Inrush Current	Cold Start 180A/200us at 230VAC 50Hz		Cold Start 90A/200us at 115VAC 50Hz	
	Leakage Current	<0.25mA/230VAC			
	Efficiency	89%	89.5%	89%	91.5%
	No Load Power Consumption	<0.21W			
Protection	Over Load	105~150% Hiccup mode, recovers automatically after fault condition is removed.			
	Short Circuit	Hiccup mode, recovers automatically after fault condition is removed.			
	Over Voltage	120~180% Shut down o/p voltage, re-power on to recover.			
Ambient	Working TEMP.	-30 ~ +70 C (Please refer to "Derating Curve" section)			
	Working Humidity	20 ~ 95%RH Non-condensing			
	Storage TEMP. Humidity	-40 ~ +85 C, 10 ~ 95%RH Non-condensing			
	TEMP. Coefficient	±0.03%/ (0 ~ 40 C)			
	Vibration	10 ~ 500Hz, 5G 12min./1cycle, period for 72min. each along X, Y, Z axes			
Safety	Safety Standards	EN62368-1			
	Withstand Voltage	I/P-O/P: 1.5KVAC/1min			
	Isolation Resistance	I/P-O/P:100M Ohms / 500VDC / 25 C / 70% RH			
EMC	EMC Emission	Parameter	Standard	Test Level	
		Conducted	EN55032(CISPR32)	CLASS B	
		Radiated	EN55032(CISPR32)	CLASS B	
		Harmonic Current	EN61000-3-2	CLASS B	
		Voltage flicker	EN61000-3-3	CLASS B	
	EMC Immunity	Parameter	Standard	Test Level	
		ESD	EN61000-4-2	Level 3, 8KV air, criteria A	
		Radiated Susceptibility	EN61000-4-3	Level 3, criteria A	
		EFT/Burest	EN61000-4-4	Level 3, criteria A	
		Surge	EN61000-4-5	Level 4, 2KV/L-N, criteria A	
		Conducted	EN61000-4-6	Level 3, criteria A	
		Magnetic Field	EN61000-4-8	Level 4, criteria A	
		Voltage Dips and interruptions	EN61000-4-11	> 95% dip 0.5 periods, 30% dip 25 periods, >95% interruptions 250 periods	
Others	Packing	550g/pcs; 42.5 x 22 x 20 cm; 10pcs/carton			
	Dimension (LxWxH)	172.2 x 70.85 x 43.25 mm			
	Plug and Cable	See page 3~5; Other type available by customer requested			
	MTBF	295.8Khrs min. MIL-HDBK-217F(25 C)			
Note	1. Tolerance: includes set up tolerance, line regulation and load regulation. 2. Ripple & noise are measured at 20MHz of bandwidth by using a 12" twisted pair-wire terminated with a 0.1uf & 47uf parallel capacitor. 3.Line regulation is measured from low line to high line at rated load. 4.Load regulation is measured from 0% to 100% rated load. 5. All parameters NOT specially mentioned are measured at nominal voltage input, rated load and 25 C of ambient temperature. 6. De-rating may be needed under low input voltages. Please refer to "Static Characteristic" sections for details. 7. The power supply is considered as a component that will be operated in combination with final equipment.Since EMC performance will be affected by the complete installation, the final equipment manufacturers must re-qualify EMC Directive on the complete installation again.				

# YS125-Class II SERIES

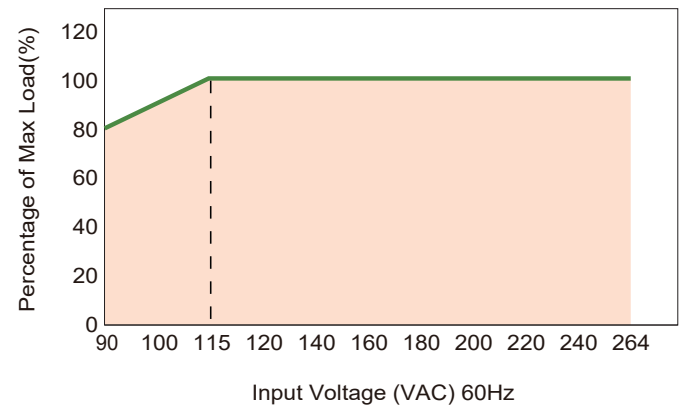
## 150W

### Feature Curves

#### 1. Derating Curve

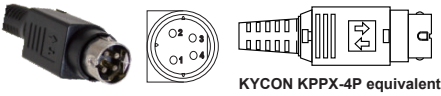


#### 2. Static Characteristics



### DC Output Plug (Option)

Standard Model : M7B

M7B		Pin Assignment	
 KYCON KPPX-4P equivalent	Pin No.	Output	
	1	+Vo	
	2	-Vo	
	3	-Vo	
	4	+Vo	

Optional DC plug:

(Unit: mm , tolerance:  $\pm 0.5\text{mm}$ )

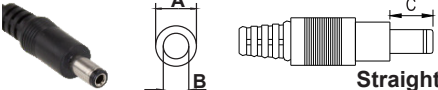
Tuning Fork Style	Straight		
	A	B	C
Type No.	OD	ID	L
	D1I	5.5	2.1
D1J	5.5	2.1	11.0
D1L	5.5	2.5	9.5
D1M	5.5	2.5	11.0

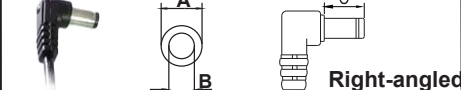
Tuning Fork Style	Right-angled		
	A	B	C
Type No.	OD	ID	L
	D1IR	5.5	2.1
D1JR	5.5	2.1	11.0
D1LR	5.5	2.5	9.5
D1MR	5.5	2.5	11.0

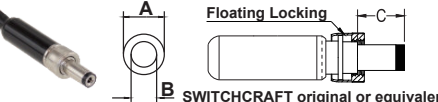
# YS125-Class II SERIES

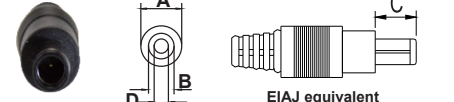
## 150W

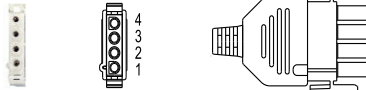
### DC Output Plug (Option)

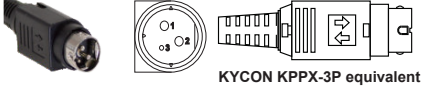
Barrel Style			
	A	B	C
Type No.	OD	ID	L
D2I	5.5	2.1	9.5
D2J	5.5	2.1	11.0
D2L	5.5	2.5	9.5
D2M	5.5	2.5	11.0

Barrel Style			
	A	B	C
Type No.	OD	ID	L
D2IR	5.5	2.1	9.5
D2JR	5.5	2.1	11.0
D2LR	5.5	2.5	9.5
D2MR	5.5	2.5	11.0

Lock Style			
	A	B	C
Type No.	OD	ID	L
D2S(S761K)	5.53	2.03	12.06
D2K(761K)	5.53	2.54	12.06
D2C(S760K)	5.53	2.03	9.52
D2D(760K)	5.53	2.54	9.52

Center Pin Style				
	A	B	C	D
Type No.	OD	ID	L	Center Pin
D4A	5.5	3.4	11.0	1.0
D4B	6.5	4.4	11.0	1.4
D4C	7.4	5.1	11.0	0.6

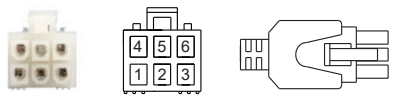
AMP 1-480702-0 (6.35mm) equivalent		
	Pin Assignment	
Type No.	PIN No.	Output
M4P	1	+Vo
	2	+Vo
	3	-Vo
	4	-Vo


MIN.Din 3Pin with Lock(male)		
	Pin Assignment	
Type No.	PIN No.	Output
M6B	1	+Vo
	2	-Vo
	3	+Vo

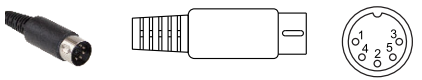
# YS125-Class II SERIES


## 150W

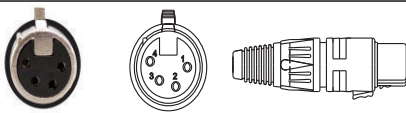
### DC Output Plug (Option)

MOLEX 39-01-2060 (4.2mm) equivalent		
		
Type No.	Pin Assignment	
	PIN No.	Output
M6P	1	+Vo
	2	+Vo
	3	+Vo
	4	-Vo
	5	-Vo
	6	-Vo

MIN.Din 4Pin with Lock(female)		
		
Type No.	Pin Assignment	
	PIN No.	Output
M7BF	1	+Vo
	2	-Vo
	3	-Vo
	4	+Vo

Barrel Style		
		
Type No.	Pin Assignment	
	PIN No.	Output
M1B	1	-Vo
	2	-Vo
	3	+Vo
	4	-Vo
	5	+Vo

Stripped and tinned leads		
 <p>Length of Land L1 by request YJ's standard length, L: 30 mm, L1: 5 mm NOTE: The wire color is for reference only, please refer to the actual product</p>		
Type No.	Pin Assignment	
	PIN No.	Output
by customer	1	+Vo
	2	-Vo

Neutrik XLR NC4FX equivalent		
		
Type No.	Pin Assignment	
	PIN No.	Output
MIC4	1	+Vo
	2	+Vo
	3	-Vo
	4	-Vo